

PULLMAN PARIS TOUR EIFFEL

18, AVENUE DE SUFFREN - 75015 PARIS - FRANCE



PULLMAN PARIS TOUR EIFFEL



**PULLMAN PARIS
TOUR EIFFEL**



TROCADERO



ARC DE TRIOMPHE



CHAMPS ELYSEES

Champs-de-Mars - Tour Eiffel (RER C)

GPS: N 48° 51' 21.51" E 2° 17' 35.60"

BY BUS: stop Champ-de-Mars 42, 69, 82, 87.

BY METRO: line 6 - Bir-Hakeims station

BY RER (REGIONAL TRAIN): RER C - Champs de Mars/Tour Eiffels stations

FROM ROISSY CHARLES DE GAULLE AIRPORT - 29 KM:

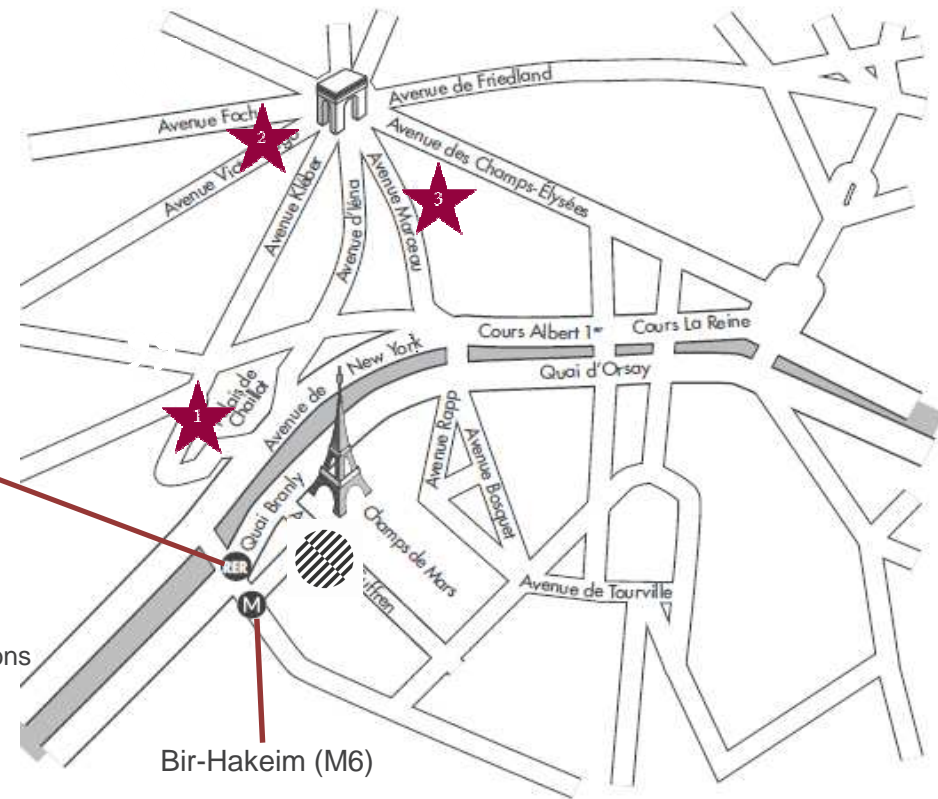
Take the RER B from Roissy CDG Airport 1 to Denfert-Rochereau.

Change to metro line 6 from Denfert-Rochereau (towards Charles de Gaulle–Etoile), stop at Bir-Hakeim.

FROM ORLY AIRPORT - 16 KM:

Take the OrlyBus from Orly West – Flight Arrivals to Denfert-Rochereau.

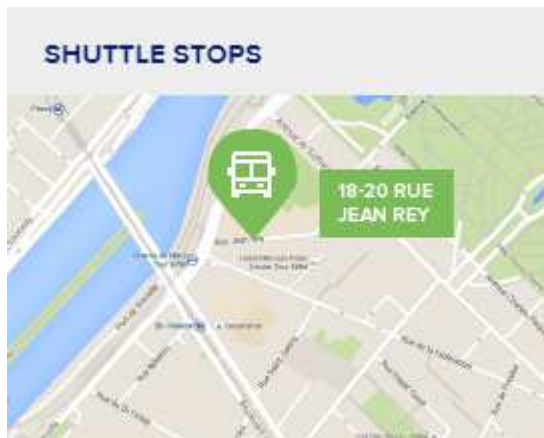
Then take metro line 6 from Denfert-Rochereau (towards Charles de Gaulle–Etoile) –stop at Bir-Hakeim.



NEW

PULLMAN PARIS TOUR EIFFEL

- // From the 12th of May, 2016, Cars Air France become **Le Bus Direct**, in partnership with Paris Aéroport
- // 3 new iconic stops: **Eiffel Tower, Trocadéro and La Motte-Picquet**
- //  Only 2mn by foot (160m) from the shuttle stop: for comfortable and secure direct connections between CDG/Orly airports and the city centre of Paris, from 5am to 11.40pm.



PULLMAN PARIS TOUR EIFFEL: AROUND THE HOTEL

// 325M FROM THE LEGENDARY EIFFEL TOWER

// BEAUGRENELLE SHOPPING MALL 🚶 **15MN**

// BATEAUX MOUCHES DEPARTURE PLATFORM 🚶 **5MN**

// CHAMPS ELYSEES 🚶 **20MN**

// MUSEE DU QUAI BRANLY 🚶 **15MN**

// TROCADERO GARDENS 🚶 **10MN**

// INVALIDES 🚶 **20MN**

// PROMENADE ALONG THE SEINE



PULLMAN PARIS TOUR EIFFEL



PULLMAN PARIS TOUR EIFFEL



PULLMAN PARIS TOUR EIFFEL

430 ROOMS AND SUITES INCLUDING 76 TWINS



PULLMAN PARIS TOUR EIFFEL



PULLMAN PARIS TOUR EIFFEL

8 SUITES OF 72M² AND 1 PRESIDENTIAL SUITE OF 110M² WITH A BALCONY





PULLMAN PARIS TOUR EIFFEL

FIT LOUNGE 24/24




PULLMAN PARIS TOUR EIFFEL

***CALIFORNIAN FR/AME BRASSERIE & BAR
BRUNCHS ON SUNDAYS – AFTERWORKS***



PULLMAN PARIS TOUR EIFFEL

FR/AME BRASSERIE: CAPACITY OF 190 PERSONS – POSSIBILITY TO PRIVATIZE



PULLMAN PARIS TOUR EIFFEL

SALON SAINT GERMAIN : BUFFET BREAKFAST AND LOUNGE RESTAURANT



PULLMAN PARIS TOUR EIFFEL

2000M² OF MEETING SPACE

A SPACIOUS ROOM WITH A STUNNING VIEW ON THE EIFFEL TOWER AND A PRIVATE TERRACE

5 BREAKOUT ROOMS ON THE SAME LEVEL WITH TERRACE



PULLMAN PARIS TOUR EIFFEL

***BUSINESS PLAYGROUND MEETING ROOM, DESIGNED BY MATHIEU LEHANNEUR
PRIVATE TERRACE & STUNNING VIEW ON THE LEGENDARY EIFFEL TOWER***











PULLMAN PARIS TOUR EIFFEL

***ORSAY MEETING ROOM : 430 M² WITH 6M HEIGHT UNDER CEILING - NATURAL DAY LIGHT
14 BREAK OUT ROOMS ON THE SAME LEVEL***



PULLMAN PARIS TOUR EIFFEL

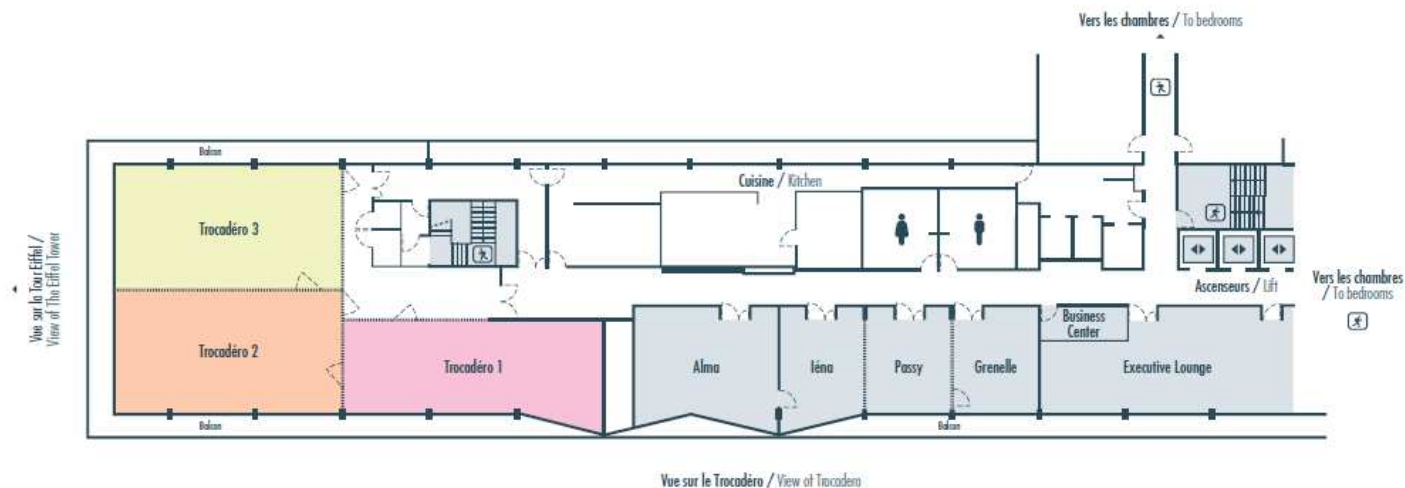
CONFERENCE CENTER

Capacity of each layout Capacité d'accueil											
Room Salle	Area (m ²) Surface (m ²)	Dimensions (m) Dimensions (m)	Ceiling height (m) Hauteur plafond (m)	 Theater Théâtre	 U shape U ouvert	 Boardroom U fermé	 Meeting Réunion	 Classroom Classe	 Cabaret Cabaret	 Banquet Banquet	 Cocktail / Reception Cocktail / Réception
Garden level / Rez de jardin											
Orsay	430	31 x 14	6,30	400	70	80	-	210	180	350	450
Orsay Nord	230	17 x 14	6,30	176	34	44	-	90	78	160	200
Orsay Sud	200	14 x 14	6,30	176	34	44	-	90	78	160	200
Foyer Orsay Nord	90	12 x 7	3	72	30	36	-	40	42	70	90
Vendôme 1	36	6 x 6	2,25	36	16	20	20	18	18	30	35
Vendôme 2	33	7,5 x 4,5	2,25	30	-	-	12	12	12	20	30
Vendôme 3	18	4,5 x 4	2,25	-	-	-	8	-	-	12	-
Vendôme 4	18	4,5 x 4	2,25	-	-	-	8	-	-	12	-
Vendôme 2+3	53	12 x 4,5	2,25	48	-	-	24	24	18	40	50
Vendôme 3+4	39	9 x 4,5	2,25	35	-	-	12	16	12	30	40
Vendôme 2+3+4	73	16 x 4,5	2,25	60	-	-	36	32	30	60	70
Vendôme 5	34	6 x 5,5	2,25	32	14	16	12	12	12	20	35
Vendôme 6	32	6 x 5,5	2,25	32	10	12	12	12	12	20	30
Vendôme 5+6	65	11,5 x 5,5	2,25	63	24	28	20	30	24	50	65
Opéra	45	8 x 5,5	2,3	-	-	-	16	-	-	-	-
Sully 1	35	8 x 4,5	2,4	30	-	-	16	15	-	20	35
Sully 2	35	8 x 4,5	2,4	30	-	-	16	15	-	20	35
Sully 1+2	72	9 x 8	2,4	42	19	22	16	32	24	60	72
Odéon 1	31	6 x 5	2,4	24	-	-	12	-	-	12	30
Odéon 2	30	6,5 x 4,5	2,4	24	-	-	12	-	-	12	30
Odéon 1+2	61	9,5 x 6,5	2,4	36	19	22	16	20	24	50	60
Mirabeau 1	23	5 x 4,5	2,4	18	-	-	8	-	-	12	-
Mirabeau 2	23	5 x 4,5	2,4	18	-	-	8	-	-	12	-
Mirabeau 1+2	46	9 x 5	2,4	36	18	20	16	16	18	40	45

PULLMAN PARIS TOUR EIFFEL

CONFERENCE CENTER

Capacity of each layout Capacité d'accueil												
Room Salle	Area (m ²) Surface (m ²)	Dimensions (m) Dimensions (m)	Ceiling height (m) Hauteur plafond (m)	Theater Théâtre	U shape U ouvert	Boardroom U fermé	Meeting Réunion	Classroom Classe	Cabaret Cabaret	Banquet Banquet	Cocktail / Reception Cocktail / Réception	
10th floor / 10ème étage												
Alma	40	8 x 5	2,5	-	-	-	16	-	-	-	-	
Grenelle	25	5 x 5	2,5	15	10	12	8	-	-	12	25	
Passy	25	5 x 5	2,5	15	10	12	8	-	-	12	25	
Iéna	25	5 x 5	2,5	15	10	12	8	-	-	12	25	
Grenelle-Passy	50	10 x 5	2,5	35	20	24	20	20	18	30	50	
Passy-Iéna	50	10 x 5	2,5	35	20	24	20	20	18	30	50	
Grenelle-Passy-Iéna	75	15 x 5	2,5	55	32	36	28	30	30	60	75	
Trocadéro 1	78	15 x 5	2,5	66	26	28	28	28	30	60	75	
Trocadéro 2	87	12,5 x 7	2,5	81	30	34	24	36	30	70	80	
Trocadéro 3	87	12,5 x 7	2,5	81	30	34	24	36	30	70	80	
Trocadéro 1+2	165	27,5 x 5,5	2,5	-	-	-	-	-	-	130	165	
Trocadéro 2+3	174	14 x 12,5	2,5	171	36	48	-	84	72	150	175	
Trocadéro 1+2+3	284	-	2,5	-	-	-	-	-	-	230	285	



PULLMAN PARIS TOUR EIFFEL

CONFERENCE CENTER



CONTACTS & RESERVATIONS



Pullman Paris Tour Eiffel
18 avenue de Suffren – 75015 Paris – France
T. +33 (0)1 44 38 56 00 F. +33 (0)1 44 38 56 10
E. H7229@accor.com

Meetings and Events:
thebluedeskparis.meetings@accor.com
Leisure reservations :
thebluedesk.leisure.france@accor.com

Individual reservations : H7229-RE@accor.com

Our world is your playground.

